




UNUM CAPITAL

Unum Stable

As of 2017/10/31

Risk Profile



Portfolio Information

Fund Classification	SA MA Low Equity
Inception Date	2015/05/01
Investment Manager	Unum Capital
Portfolio Manager	Paul Fouche
Reg 28 Compliant	Yes
Platform	Stanlib
Fees	
Management Fee %	0.25%
Fund Manager Net Expense Ratio	0.92%

The Unum Stable Portfolio

The Unum Stable portfolio is a moderately conservative, low equity, multi asset model portfolio. The objective of the portfolio is to generate consistent income coupled with steady capital appreciation with relatively low levels of volatility.

Portfolio Limits:

Max 40% equity (including international), international 25% and max 25% property.

Target Return:

South African Inflation +3% over a rolling 5 year period.

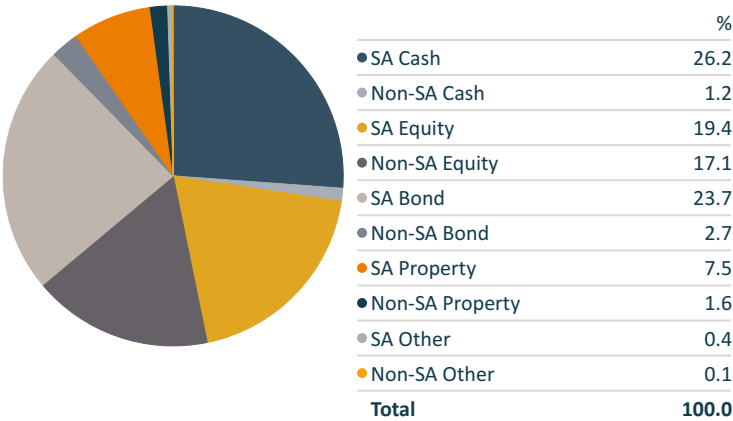
Trailing Returns (After Management Fees)

	YTD	3 Month	6 Month	1 Year	2 Year (Annualised)	Since Inception (Annualised)
Unum Stable	11.63%	4.80%	6.79%	13.48%	7.77%	8.58%
(ASISA) South African MA Low Equity	9.07%	3.87%	5.59%	10.00%	6.29%	6.59%

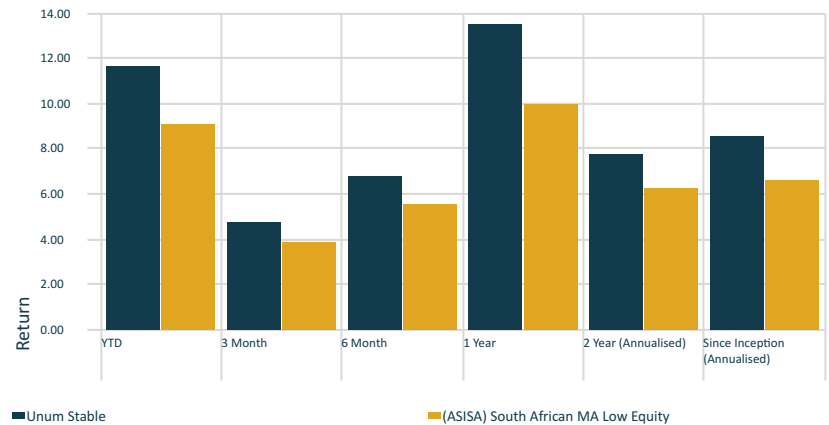
Risk Metrics

	Max Drawdown	Std Dev	Sharpe Ratio	Alpha	Beta	% Up Months	Best Quarter	Worst Quarter
Unum Stable	-2.54%	4.43%	0.30	1.99	1.18	72%	5.0%	0.9%
(ASISA) South African MA Low Equity	-1.66%	3.59%	-0.19	0.00	1.00	69%	3.7%	-0.2%

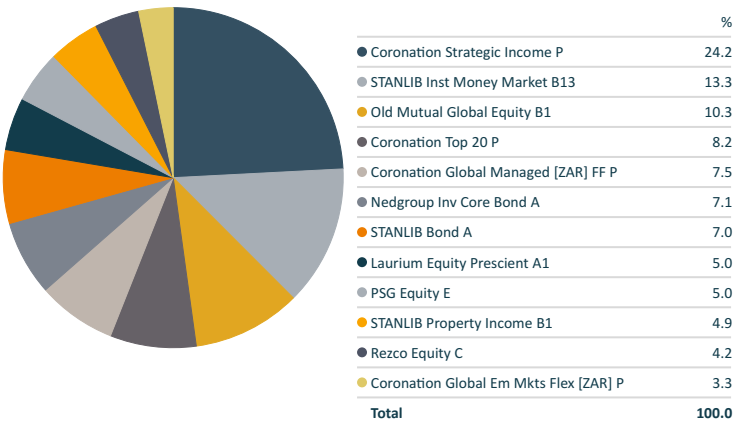
Asset Allocation



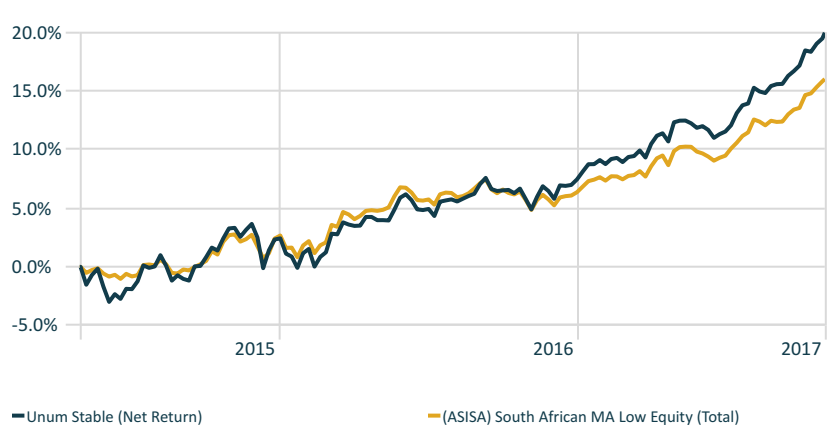
Returns Relative to Benchmark



Portfolio Holdings



Cumulative Returns Since Inception



Unum Tel: 011 384 2900

DISCLAIMER: Unum Capital (Pty) Ltd is an Authorised Financial Services Provider, FSB License No. 564. ETF's and shares are medium to long term investments. The exposures indicated by the graphs may differ from time to time due to market movements, fund limitations and the portfolio manager's discretion. All information provided is product related, and is not intended to address the circumstances of any Financial Service Provider's (FSP) clients. In terms of the Financial Advisory and Intermediary Services Act, FSPs should not provide advice to investors without appropriate risk analysis and after a thorough examination of a particular client's financial situation. The value of the portfolio may go down as well as up and past performance is not indicative of future performance. Fluctuations or movements in exchange rates may cause the value of underlying international investments to go up or down. A full risk disclosure is available from Unum Capital. The information above is based on a model portfolio.

Source: Morningstar Direct